



Scientific Program



Under the auspices of the Ministry of
Health, Republic of Serbia

EACCME®
Pre-congress course
6 credits
Annual meeting
28 credits
ECMEC@s

SHC
15 credits

10th SNSS Annual Meeting
with International Participation

Pediatric Neurosurgery in the 21st century: Challenges and opportunities

Joint venture with:



ISPN - International Society
for Pediatric Neurosurgery



IANA - International Academy of
Neurosurgical Anatomy



Southeast Europe
Neurosurgical Society

October 30-November 3, 2024
Belgrade, Serbia

Venue:

Crowne Plaza, Belgrade, Serbia

Host:

Department of Neurosurgery,
Clinical Hospital Center, Zemun, Belgrade

101st anniversary of neurosurgery in Serbia
**86th anniversary of Neurosurgery Clinic, University
Clinical Center of Serbia**

Outline of the Scientific Program

October 30th

Hall Mediterranean & Adriatic

09.00

09.30

10.00

10.30

11.00

11.30

12.00

12.30

13.00

13.30

14.00

14.30

15.00

15.30

16.00

16.30

17.00

17.30

18.00

18.30

19.00

19.30

20.00


20.30

22.30

Advanced Techniques
in Endoscopic Third
Ventriculostomy: Cadaver-Free
Skill Enhancement Course

 Lunch

Advanced Techniques
in Endoscopic Third
Ventriculostomy: Cadaver-Free
Skill Enhancement Course

 WELCOME RECEPTION FOR FACULTY AND GUESTS
Venue: Hotel Crowne Plaza Lounge, Mezzanine level, Vladimira Popovica 10, Belgrade



October 31st

	Exhibition Hall	Hall Mediterranean	Hall Adriatic
09.00	ISPN Session I - Hydrocephalus in Children: Current Trends in Treatment		
09.30			
10.00			
10.30			
11.00			
11.30	Coffee break		
12.00	10th SNSS Annual Meeting - Official opening		
12.30	General Scientific Session 1		
13.00			
13.30			
14.00			
14.30	Lunch		
15.00	ISPN Session II - Hydrocephalus in Children: Current Trends in Treatment - part II		
15.30			
16.00			
16.30	Parallel session - General	Parallel session Neuro-oncology and Radiosurgery	Special session on Obstetric palsy and related disorders
17.00			
17.30			
18.00			
18.30			
19.00			
19.30			
20.00	Gathering and Faculty transfer to the dinner venue		
20.30	Serbian Neurosurgical Society dinner - Venue: Move, Usce bb, Belgrade		
00.00			

November 1st

	Exhibition Hall	Hall Mediterranean	Hall Adriatic
09.00	ISPN Session III - Pediatric Neuro-Oncology - Diagnosis and Management Strategies		
09.30			
10.00			
10.30			
11.00	Coffee break		
11.30	ISPN Session IV - Pediatric Neuro-Oncology - Diagnosis and Management Strategies / part II	Parallel session - Spine	Parallel session Functional
12.00			
12.30			
13.00			
13.30			
14.00	Lunch	Lunch	Lunch
14.30	General Scientific Session 2		
15.00			
15.30			
16.00			
16.30			
17.00	ISPN Session V - Spinal Dysraphism - Management Strategies	Parallel session Vascular	Parallel session - Cranial and spinal malformations
17.30			
18.00			
18.30			
19.00			
19.30			
20.00	Gathering and Faculty transfer to the dinner venue		
20.30	Faculty dinner Venue: The White Palace, Belgrade		
23.00			



November 2nd

	Exhibition Hall	Hall Mediterranean	Hall Adriatic
09.00			
09.30			
10.00	ISPN Session VI - Pediatric Epilepsy Surgery Management Strategies	Nursing symposium Neuro-oncology	IANA Session
10.30			
11.00			
11.30	Coffee break	Coffee break	Coffee break
12.00			
12.30	ISPN Session VII - Chiari and Spasticity	Nursing symposium General	IANA Session
13.00			
13.30			
14.00	Lunch	Lunch	Lunch
14.30			
15.00	General Scientific Session 3	Nursing symposium Craniocerebral and peripheral nerve injuries	
15.30			
16.00			
16.30			
17.00		Coffee break	
17.30			
18.00	ISPN Session VIII - Craniofacial/ Spasticity	Special session Treatment of pediatric chiasmatic/hypothalamic tumors	Parallel session Innovative approaches
18.30			
19.00			
19.30			
20.00			
20.30			
00.00	Faculty dinner - Venue: Crowne Plaza, Hall Pacific, Vladimira Popovica 10, Belgrade		

November 3rd

	Exhibition Hall	Hall Mediterranean	Hall Adriatic	Hall Baltic
09.00	Panel EANS Section of Pediatric Neurosurgery & ESPN Pediatric Neurosurgery - Special topics	Parallel session - Neuro-oncology	Parallel session - Neuroanesthesia	FREE TOPICS - Spinal disorders
09.30				FREE TOPICS - Miscellaneous
10.00				
10.30				
11.00				
11.30	Coffee break	Coffee break	Coffee break	Coffee break
12.00	Masterclass - Pediatric neurosurgery in the 21st century			
12.30				
13.00				
13.30				
14.00				
14.30	REFRESHMENT	FREE TOPICS - Neurotrauma & PNS	FREE TOPICS - Neurooncology	FREE TOPICS - Miscellaneous
15.00	Young Neurosurgeons' forum & competition for awards			
15.30				
16.00	Closing and award ceremony			
16.30				



October 30th - Hall Mediterranean & Adriatic

11.00-18.30 Advanced Techniques in Endoscopic Third Ventriculostomy: Cadaver-Free Skill Enhancement Course

The training program is designed to provide a comprehensive learning experience through both theoretical instruction and hands-on practical sessions. Participants will be grouped into pairs, with a total of five workstations available. Each pair will collaborate at a designated workstation, where they will alternate between the roles of First Operator and Second Operator.

The practical sessions are organized into structured shifts, from 1 to 5. Participants are divided into groups according to the assigned shift number, ensuring an organized and systematic progression through the practical sessions.

Each shift lasts for one hour and is divided into two 30-minute intervals. During the first half of the shift, the trainee assigned as the First Operator will perform the procedure, while the Second Operator observes and assists as needed. After 30 minutes, the roles will be switched, allowing the Second Operator to execute the procedure while the First Operator assumes a supporting role.

This alternating format is designed to ensure that both trainees gain equal hands-on experience and develop proficiency in both leading and supporting roles. The practical sessions are strategically scheduled after an initial entry test and a comprehensive theoretical session to reinforce the concepts learned.

The program is structured into five distinct shifts, commencing at 12:30 PM. This schedule allows each pair ample opportunity to practice and refine their skills under supervised conditions.

October 30th - Hall Mediterranean & Adriatic

- 11.00-11.30 Entry test - Assessment of participants' baseline knowledge
Facilitator: Adj. Prof. Federico Nicolosi, University of Milano-Bicocca, Italy
- 11.30-12.30 Theoretical session - Introduction to the procedures and discussion of key concepts
Speakers: Prof. Dr. Carlo Giussani, Dr. Lechanoine François, Dr. Mirko Micovic, Adj. Prof. Federico Nicolosi, Mr. Bassel Zebian
- 12.30–18.30 Practical Session – Hands-On Training of Advanced Techniques in Endoscopic Third Ventriculostomy**
- Participants will be divided into pairs, alternating between the roles of First Operator and Second Operator at each workstation. Each shift includes 30-minute intervals per participant.
- 12.30-13.30 Shift 1
Endoscopic Third Ventriculostomy
Facilitator: Adj. Prof. Federico Nicolosi, University of Milano-Bicocca, Italy
- 12.30-13.00 First trainee performs the procedure as First Operator
- 13.00-13.30 Switch roles - Second trainee performs the procedure as First Operator
- 13.30-14.30 Shift 2
Endoscopic Third Ventriculostomy
Facilitator: Dr. Lechanoine François, Senior consultant neurosurgeon at Maria Cecilia Hospital, GVM Care & Research, The Italian Hospital Group, Italy
- 13.30-14.00 First trainee performs the procedure as First Operator
- 14.00-14.30 Switch roles - Second trainee performs the procedure as First Operator
- 14.30-15.00 Lunch
- 15.00-16.00 Shift 3
Endoscopic Third Ventriculostomy
Facilitator: Mr. Bassel Zebian, MBBS, BSc (Hons), MRCS (Engl), FRCS (Neuro.Surg), Consultant Paediatric and Adult Neurosurgeon, King's College Hospital, London, UK
- 15.00-15.30 First trainee performs the procedure as First Operator
- 15.30-16.00 Switch roles - Second trainee performs the procedure as First Operator



October 30th - Hall Mediterranean & Adriatic

16.00-17.00 Shift 4

Endoscopic Third Ventriculostomy

Facilitator: Dr. Mirko Micovic, Faculty of Medicine, University of Belgrade,
Clinic of Neurosurgery, University Clinical Center of Serbia, Belgrade,
Serbia

16.00-16.30 First trainee performs the procedure as First Operator

16.30-17.00 Switch roles - Second trainee performs the procedure as First Operator

17.00-18.00 Shift 5

Endoscopic Third Ventriculostomy

Facilitator: Adj. Prof. Federico Nicolosi, University of Milano-Bicocca, Italy

17.00-17.30 First trainee performs the procedure as First Operator

17.30-18.00 Switch roles - Second trainee performs the procedure as First Operator

18.00-18.30 Post training evaluation questionnaires and closure Moderators/
Speakers: All Faculty

Completion of evaluation questionnaires and final discussions

20.00 WELCOME RECEPTION FOR FACULTY AND GUESTS

Venue: Hotel Crowne Plaza Lounge, Mezzanine Level, Vladimira Popovica 10, Belgrade

October 31st - Exhibition Hall

09.00-11.30 ISPN Session I - Hydrocephalus in Children: Current Trends in Treatment

Moderators: Federico Di Rocco, Shlomi Constantini

09.00-09.15 ISPN Course - Opening remarks / Course overview
Jeffrey Blount, Shlomi Constantini, Lukas Rasulic

09.15-09.30 Hydrocephalus overview / CSF Pathophysiology
Shlomi Constantini

09.30-09.45 Fundamentals of Intraventricular Endoscopy
Federico di Rocco

09.45-10.00 Hydrocephalus management in the region
Mirko Micovic

10.00-10.15 Case Presentation with Discussion - Complex Hydrocephalus

10.15-10.30 Prevention of shunt complications
Kristian Aquilina

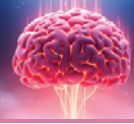
10.30-10.45 Endoscopy in multi-loculated Hydrocephalus
Artur Da Cunha

10.45-11.00 Pearls of successful shunt placement "How I do it"
Marek Mandera

11.00-11.15 Case Presentation with Discussion - Complex Hydrocephalus

11.15-11.30 Q&A

11.30-12.00 Coffee break



October 31st - Exhibition Hall

12.00-12.30 10th SNSS Annual Meeting - Official opening

Lukas Rasulic, Shlomi Constantini, Tomislav Sajko, Torstein Meling,
Serbian official

12.30-14.20 General Scientific Session 1

Moderators: Ioan Stefan Florian, Petar Vulekovic

12.30-13.00 Challenges in specific paediatric neurosurgical tumors
Madjid Samii

SNSS Tribute lecture: Milivoje Kostic

13.00-13.20 Current trends in Pediatric Neurosurgery
Shlomi Constantini

13.20-13.40 Evolution of cranio facial surgery
Torstein Meling

13.40-14.00 Pediatric Craniopharyngioma
Concezio Di Rocco

14.00-14.20 Pediatric DNT tumors: surgical and seizure outcome
Tomislav Sajko

14.20-15.00 Lunch

15.00-16.30 ISPN Session II - Hydrocephalus in Children: Current Trends in Treatment
- part II

Moderators: Kristian Aquilina, Artur Da Cunha

15.00-15.15 Neuro-endoscopy in infants
Artur Da Cunha

15.15-15.30 How I do it: ETV and ETV/CPC
Nelci Zanon

15.30-15.45 How I do it: ETV and ETV/CPC
Federico Di Rocco

15.45-16.00 Neuro-endoscopy-collaborative studies
Shlomi Constantini

16.00-16.30 Case Presentations with Discussion - Complex Hydrocephalus

October 31st - Exhibition Hall

16.30-19.15 Parallel session - General

Moderators: Ibrahim Omerhodzic, Bruno Splavski

- 16.30-17.00 Use of BHS robotic scope in pediatric VNS implantation
[Miroslav Gjurasin](#)
- 17.00-17.15 Problems of surgical treatment of hydrocephalus in prematurelyborn children
[Miljan Mihajlovic](#)
- 17.15-17.30 Combined treatment of medulloblastomas
[Sergey Gorelyshev](#)
- 17.30-17.45 Joint vascular and nerve lesions in children
[Ilijas Cinara](#)
- 17.45-18.00 Pediatric Neurosurgery in Greece: where we stand and what to achieve?
[Nikolaos Foroglou](#)
- 18.00-18.15 Contrasting Adult and Pediatric Neurosurgery: Understanding Key Differences
[Petar Vulekovic](#)
- 18.15-18.30 Iatrogenic amyloid angiopathy after lyodura transplantation in early childhood
[Senta Frol](#)
- 18.30-18.45 Bridging the Gap: General Neurosurgeons to Pediatric Neurosurgery Practice
[Djula Djilvesi](#)
- 18.45-19.00 Frequency of neurosurgical injuries and severity in newborns
[Vesna Nikolov](#)
- 19.00-19.15 Update in traumatic brain injury in pediatric population
[Jagos Golubovic](#)

20.00 - Gathering and Faculty transfer to the dinner venue

20.30 - Serbian Neurosurgical Society dinner - Venue: Move, Usce bb, Belgrade



October 31st - Hall Mediterranean

17.00-18.45 Parallel session Neuro-oncology and Radiosurgery

Moderators: Kostas Fountas, Selcuk Peker

17.00-17.15 Pediatric neuroradiosurgery

[Selcuk Peker](#)

17.15-17.30 Stereotactic Radiosurgery for Pediatric AVM'S

[Hakan Emmez](#)

17.30-17.45 Pediatric Radiosurgery in Gamma Knife Zagreb: a single center 20-year experience

[Sergej Marasanov](#)

17.45-18.00 The Role of SRS in Pediatric Neuro-Oncology

[Biljana Seha](#)

18.00-18.15 Significance of occipital sinus variation in posterior fossa surgery for children

[Manas Panigrahi](#)

18.15-18.30 Endoscopic approach to pituitary tumors in children

[Mihailo Milicevic](#)

18.30-18.45 Discussion

20.00 - Gathering and Faculty transfer to the dinner venue

20.30 - Serbian Neurosurgical Society dinner - Venue: Move, Usce bb, Belgrade

October 31st - Hall Adriatic

17.00-19.00 Special session on Obstetric palsy and related disorders

Moderators: Ruth Van Der Looven, Jorg Bahm

17.00-17.15 Introduction and accepted standards in obpp reconstruction
[Jorg Bahm](#)

17.15-17.30 Quality improvement in peripheral nerve surgery through intraoperative electrophysiology
[Joaquim Casanas](#)

17.30-17.45 Quality improvement in peripheral nerve surgery through histopathology
[Franck Fitoussi](#)

17.45-18.00 Nerve transfers in obpp
[Jorge Clifton](#)

18.00-18.15 Nerve transfers in other non traumatic conditions with hypotrophic muscles
[Jorg Bahm](#)

18.15-18.30 Obstetric palsy: EMG and cortical plasticity
[Ruth Van Der Looven](#)

18.30-18.45 The use of contralateral C7 transfers in children
[Jorg Bahm](#)

18.45-19.00 Team preferences and strategy- a round table
[All speakers](#)

20.00 - Gathering and Faculty transfer to the dinner venue

20.30 - Serbian Neurosurgical Society dinner - Venue: Move, Usce bb, Belgrade



November 1st - Exhibition Hall

09.00-11.00 ISPN Session III - Pediatric Neuro-Oncology - Diagnosis and Management Strategies

Moderators: Kristian Aquilina, Shlomi Constantini

09.00-09.45 Introduction to Pediatric brain tumors - an overview
Shlomi Constantini

09.45-10.15 Craniopharyngioma
Kristian Aquilina

10.15-10.30 Juvenile pilocytic astrocytomas (JPA)
Mirko Micovic

10.30-10.45 Medulloblastoma
Marek Mandra

10.45-11.00 Ependymoma
Kristian Aquilina

11.00-11.30 Coffee break

11.30-13.30 ISPN Session IV - Pediatric Neuro-Oncology - Diagnosis and Management Strategies / part II

Moderators: Marek Mandra, Federico Di Rocco

11.30-11.45 Case(s) presentation/discussion

11.45-12.00 Posterior Fossa Mutism - definition and avoidance
Kristian Aquilina

12.00-12.15 Hydrocephalus management in posterior fossa tumors
Federico Di Rocco

12.15-12.30 Intra-operative nerve monitoring in pediatric supratentorial surgery
Shlomi Constantini

12.30-12.45 Pineal Region Tumors
Marek Mandra

12.45-13.15 Surgical Approaches to Focal Brain Stem Tumors
Kristian Aquilina

13.15-13.30 Case resolution/discussion - controversies/comments/tips/tricks

13.30-14.15 Lunch

November 1st - Exhibition Hall

14.15-16.45 General Scientific Session 2

Moderators: Lukas Rasulic, Djula Djilvesi

- 14.15-14.45 Cybernics Medical and Healthcare Innovation making full use of Cybernics and Neurobionics
[Yoshiyuki Sankai](#)
- 14.45-15.05 The use of intraoperativ MRI in pediatric brain tumor surgery
[Amir Samii](#)
- 15.05-15.25 Building Bridges Across Continents: Lessons from the EANS Global & Humanitarian Project
[Andreas Demetriades](#)
- 15.25-15.45 Surgery of deep-seated brain tumors in children
[Ulrich Sure](#)

SNSS TRIBUTE: Madjid Samii Lecture

- 15.45-16.05 Surgical management of clival chordomas in children
[Ihsan Solaroglu](#)
- 16.05-16.25 Surgical treatment of pediatric brain cavernomas
[Kresimir Rotim](#)
- 16.25-16.45 Hearing rehabilitation in children with cochlear implants and auditory brainstem implants
[Thomas Lenarz](#)
- 16.45-17.00 Augmented 3D visualization for vascular neurosurgery with the GLOW800 3D fluorescences and MyVeo headset integration
[Raphael Guzman, Michael Knook](#)

17.00-19.00 ISPN Session V - Spinal Dysraphism - Management Strategies

Moderators: Jeffrey Blount, Nelci Zanon

- 17.00-17.15 Overview of Dysraphism in 2024
[Jeffrey Blount](#)
- 17.15-17.30 Case - MMC Closure/ after care**
- 17.30-17.45 Fetal closure of MMC
[Nelci Zanon](#)
- 17.45-18.00 How I do it- Closure of MMC
[Marek Mandra](#)



November 1st - Exhibition Hall

- 18.00-18.15 Closed dysraphism/cutaneous anomalies
[Shlomi Constantini](#)
- 18.15-18.30 Spinal lipoma/lipomyelomeningocele
[Jeffrey Blount](#)
- 18.30-18.45 Limited dorsal myeloschisis
[Federico Di Rocco](#)
- 18.45-19.00 Case - Occult dysraphism - Questions/discussion

20.00 - Gathering and Faculty transfer to the dinner venue
20.30 - Faculty dinner - Venue: The White Palace, Belgrade

November 1st - Hall Mediterranean

11.30-13.45 Parallel session - Spine

Moderators: [Nebojsa Stojanovic](#), [Vladimir Klimov](#)

- 11.30-11.45 Severe congenital cervicothoracic dislocations in children due to bone-dysplasia-related vertebral malformations: surgical treatment and long-term results
[Vladimir Klimov](#)
- 11.45-12.00 Fractures of the odontoid. Evolution of indications for surgical treatment
[Alberto Delitala](#)
- 12.00-12.15 Pediatric deformity surgery: history and modern techniques of scoliosis management
[Marko Aleksic](#)
- 12.15-12.30 Spinal Fusion for Idiopathic Scoliosis: When? Where? How? Why?
[Daniel Staribacher](#)
- 12.30-12.45 Surgical treatment of rare variants of spinal deformity in spinal dysraphism syndrome
[Sergei Ryabykh](#)
- 12.45-13.00 Pediatric spine pathology
[Radmila Matijevic](#)
- 13.00-13.15 Therapy of back pain in children and adolescents
[Nebojsa Stojanovic](#)
- 13.15-13.30 Past, present, and future in pediatric spinal surgery in the Southeast Europe region
[Danilo Radulovic](#)
- 13.30-13.45 Lumbar disc herniation in the period of adolescence, single center experience
[Vojin Kovacevic](#)
- 13.45-14.15 Lunch



November 1st - Hall Mediterranean

17.00-19.15 Parallel session Vascular

Moderators: Nikolaos Foroglou, Senta Frol

- 17.00-17.15 Evolution of Management of Intracranial Aneurysms in Children
[Daniel Hanggi](#)
- 17.15-17.30 Microsurgical treatment of arteriovenous malformations in pediatric patients
[Sirajeddin Belkhair](#)
- 17.30-17.45 Aneurysmal Surgery at the Pediatric Age
[Ioan Stefan Florian](#)
- 17.45-18.00 Brain stem cavernomas in children
[Nejat Akalan](#)
- 18.00-18.15 Multimodality management of Pediatric AVM
[Krish Sridhar](#)
- 18.15-18.30 Aneurysms in pediatric population - case report, treatment specifics, review of literature and personal recommendations
[Andrej Mrljan](#)
- 18.30-18.45 Neurointerventions in children: an overview
[Ivan Vukasinovic](#)
- 18.45-19.00 Cerebral cavernous malformations in pediatric patients
[Marvin Darkwah Oppong](#)
- 19.00-19.15 Pediatric moyamoya - General features and surgical treatment options
[Milan Lepic](#)

20.00 - Gathering and Faculty transfer to the dinner venue

20.30 - Faculty dinner - Venue: The White Palace, Belgrade

November 1st - Hall Adriatic

11.30-13.45 Parallel session Functional

Moderators: Nejat Akalan, Vladimir Bascarevic

11.30-11.45 Neurosurgical management of tone and spasticity: the role of combined dorsal and ventral rhizotomy
[Weston Northam](#)

11.45-12.00 Outcome after epilepsy surgery for cortical dysplasia in children, single center experience
[Nejat Akalan](#)

12.00-12.15 Renaissance of hemispherotomy. The pediatric perspective
[Anastasia Tasiou](#)

12.15-12.30 Resective surgery in pediatric epilepsy
[Oguz Baran](#)

12.30-12.45 SEEG for refractory epilepsy in pediatric patients
[Goktug Akyoldas](#)

12.45-13.00 ITB in the treatment of cerebral palsy
[Igor Nikolic](#)

13.00-13.15 Selective and hyperselective neurotomies in treatment of spasticity.
[Andrija Savic](#)

13.15-13.30 EpiNeuron in the treatment of conditions associated with neuroinflammation and chronic neuropathic pain
[Tamara Svabic](#)

13.30-13.45 Clinical application of Neuronal in patients with compressive neuropathies, radiculopathies and nerve injuries
[Andrija Savic](#)

13.45-14.15 Lunch



November 1st - Hall Adriatic

17.00-19.00 Parallel session - Cranial and spinal malformations

Moderators: [Hans Delye](#), [Concezio Di Rocco](#)

- 17.00-17.15 Endoscopic strip craniectomy and helmeting for single-suture craniosynostosis: what is happening?
[Hans Delye](#)
- 17.15-17.30 Treatment of conus lipomas in children
[Tomaz Velnar](#)
- 17.30-17.45 Surgical Treatment of Myelomeningoceles in the Cantonal Hospital Zenica
[Rasim Skomorac](#)
- 17.45-18.00 Chiari malformation in children
[Michael Bruneau](#)
- 18.00-18.15 Surgical Treatment Modalities for Chiari Malformation Type I in Children and Adults: A Comparative Review
[Bruno Splavski](#)
- 18.15-18.30 Surgical treatment of spina biffida apperta - cystica
[Aleksandar Caparoski](#)
- 18.30-18.45 Contemporary surgical strategies for the treatment of intracranial arachnoid cysts
[Bojana Zivkovic](#)
- 18.45-19.00 Discussion

20.00 - Gathering and Faculty transfer to the dinner venue

20.30 - Faculty dinner - Venue: The White Palace, Belgrade

Hall Executive Boardroom

13.30-14.15 SOUTHEAST EUROPE NEUROSURGICAL SOCIETY - EC MEETING

November 2nd - Exhibition Hall

09.00-11.00 ISPN Session VI - Pediatric Epilepsy Surgery Management Strategies

Moderators: Jeffrey Blount, Shlomi Constantini

09.00-09.20 Approach to Epilepsy Surgery- Candidacy
Shlomi Constantini

09.20-09.50 Surgical treatment of epilepsy in children
Vladimir Bascarevic

09.50-10.10 Intracranial EEG- SEEG and Grids
Jeffrey Blount

10.10-10.30 Case presentation - Pediatric medically resistant epilepsy

10.30-10.45 Hemispherotomy
Jeffrey Blount

10.45-11.00 Case resolution with questions/discussion

11.00-11.30 Clinical application of Augmentative Craniotomy, a Novel Technique for the Management of Intracranial Hypertension
Luigi Valentino Berra

11.30-12.00 Coffee break

12.00-13.30 ISPN Session VII - Chiari and Spasticity

Moderators: Kristian Aquilina, Marek Mandra

12.00-12.15 Cases Presentation - Chiari Malformation

12.15-12.30 Chiari I - symptomatic
Nelci Zanon

12.30-12.45 Chiari I- asymptomatic/incidental
Artur Da Cunha

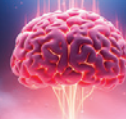
12.45-13.00 Bone only or duraplasty
Artur Da Cunha

13.00-13.05 Case presentation - Spasticity

13.05-13.20 Selective Dorsal Rhizotomy
Kristian Aquilina

13.20-13.30 Questions and discussion

13.30-14.15 Lunch



November 2nd - Exhibition Hall

14.15-17.00 General Scientific Session 3

Moderators: Ihsan Solaroglu, Ioan Stefan Florian

14.15-14.35 Fetal In-Utero Repair of Myelomeningocele: Microneurosurgical Advances and Techniques
[Samer Elbabaa](#)

14.35-14.55 Current surgical strategies for pediatric craniopharyngiomas
[Francesco Tomasello](#)

14.55-15.15 The present and future of therapeutical treatment of movements disorders
[Giovanni Broggi](#)

15.15-15.35 Endoscopic Treatment of Arachnoid Cysts
[Memet Ozek](#)

15.35-15.55 Strategy for Craniopharyngioma treatment
[Sergey Gorelyshev](#)

16.00-17.00 Workshop IRRaflow - The world's first system for intracranial drainage with irrigation and continuous ICP monitoring
[Ana Zecevic](#)

17.00-19.00 ISPN Session VIII - Craniofacial/Spasticity

Moderators: Federico Di Rocco, Shlomi Constantini

17.00-17.15 Personalized Cranial Remodeling for Scaphocephaly: a unified approach
[Mirko Micovic](#)

17.15-17.30 Case presentation - Craniosynostosis

17.30-18.00 Complex and simple craniosynostosis
[Federico Di Rocco](#)

18.00-18.20 Surgical repair of the child's peripheral nervous system
[Lukas Rasulic](#)

18.20-18.40 Simulation in Pediatric Neurosurgery
[Nelci Zanon](#)

18.40-18.55 Questions, conversation

18.55-19.00 Course Resoultion, Gratitude and Closure

20.30 - Networking dinner

Venue: Crowne Plaza, Hall Pacific, Vladimira Popovica 10, Belgrade

November 2nd - Hall Mediterranean

09.00-16.30 Nursing symposium

09.00-11.30 Neuro-oncology

Moderators: Zaklina Djuric, Svetlana Delic, Ljiljana Plavanski

09.00-09.10 Welcome address

Lukas Rasulic, Shlomi Constantini, Zaklina Djuric, Enisa Rizic

09.10-09.20 Small patients, big feats from the first steps to modern innovations

Enisa Rizic

09.20-09.30 Health care of a child with a placed nasogastric tube

Ljiljana Plavanski

09.30-09.40 Suprasellar tumors in children - case report

Ljubica Mladenovic

09.40-09.50 Pineal tumors in children - case report

Nenad Rakic

09.50-10.00 The role of the scrub nurse in pediatric neuro-oncology surgery

Nikolina Isailovic, Jelena Rabasovic

10.00-10.10 Nursing interventions of a tracheotomized child on mechanical ventilation
in the neurosurgical intensive care unit

Biljana Bijelic

10.10-10.20 Contemporary aspects in the care and treatment of children with tumors
of the central and peripheral nervous system

Ljiljana Budimirov

10.20-10.30 Neuroradiological imaging in pediatrics

Predrag Pantic

10.30-10.40 Holistic continuous treatment and care of the consequences of dark rain

Aleksandar Bezanic

10.40-10.50 Psychological support of children with brain tumors

Milana Ratic

10.50-11.00 Chemotherapy approach in the treatment of children with tumors of the
central nervous system

Jelena Ivanovic



November 2nd - Hall Mediterranean

11.00-11.10 Brain tumors in children
[Ivan Arapovic](#)

11.10-11.20 Presentation of the NURDOR association

11.20-11.30 Discussion

11.30-12.00 Coffee break

12.00-14.20 General

Moderators: Enisa Rizic, Milica Pavicevic, Aleksandar Bezanic

12.00-12.10 Psychological help and support of nurses to sick children and their parents in the day hospital of the Neurosurgery Clinic

[Snezana Gvozdenovic Lalic](#)

12.10-12.20 Health care standards in the treatment and care of children with craniostenosis

[Milica Petricevic](#)

12.20-12.30 Behind the scenes - the irreplaceable role of the scrub nurse in craniostenosis surgery

[Tamara Zivanovic, Marina Stanojevic](#)

12.30-12.40 Hydrocephalus in children

[Sanja Pantic Velimirovic](#)

12.40-12.50 Intrathecal drug administration

[Marina Cvetic](#)

12.50-13.00 Specifics of children's palliative care

[Mirjana Zivojnov](#)

13.00-13.10 Modern aspects in the neurosurgical treatment and healthcare of children

[Snezana Pavlovic](#)

13.10-13.20 Health care of children with cerebrovascular diseases

[Snezana Trifunovic, Jelena Djordjic](#)

13.20-13.30 Standardized health care procedures in children with intracranial hemorrhage

[Kristina Stankovic](#)

13.30-13.40 Spinal sarcoma in children

[Kristina Vasileski](#)

13.40-13.50 Head injuries at home in children up to 5 years old

[Ljubica Obrenov, Branislava Brestovacki Svitlica](#)

November 2nd - Hall Mediterranean

13.50-14.00 Nursing interventions in head injuries

Vesna Kostic

14.00-14.10 Respiratory physiotherapy in children after neurosurgery - case report

Borislava Radojicic

14.10-14.20 Head injuries in children

Andjela Cavar

14.10-14.20 Discussion

14.20-15.00 Lunch

15.00-16.40 Craniocerebral and peripheral nerve injuries

Moderators: Mirjana Zivojnov, Dragana Ignjatijevic, Vesna Kostic

15.00-15.10 Nursing interventions in craniocerebral injuries

Jelena Milenkovic

15.10-15.20 Nurse's activities in treating traumatic conditions in children in the neurosurgical clinic of the ER

Jelena Mitrovic, Katarina Miljkovic

15.20-15.30 Health care of children in the Department of Neurosurgical Clinic of the ER

Jovica Djuric

15.30-15.40 Caring for a child with a craniocerebral injury

Vesna Kostic

15.40-15.50 Standards in health care for children with peripheral nerve injury

Svetlana Delic

15.50-16.00 Craniocerebral injuries in children

Mirjana Dackovic

16.00-16.10 Teamwork in pediatric peripheral nerve surgery from the point of view of the instrument technician

Jelena Savic, Jelena Cvetkovic

16.10-16.20 Health care of children with craniocerebral injuries

Gorana Jovic

16.20-16.30 Frequency of concussions in preschool children

Ljiljana Stijepovic

16.30-16.40 Closing



November 2nd - Hall Mediterranean

17.00-19.00 Special session Treatment of pediatric chiasmatic-hypothalamic tumors

Moderator: Memet Ozek

17.00-17.20 Surgical Anatomy of the Region and Classification

[Bahattin Tanrıkulu](#)

17.20-17.40 Surgical treatment of chiasmatic-hypothalamic tumors

[Memet Özek](#)

17.40-18.00 Pathological evaluation

[Ayça Erşen Danyeli](#)

18.00-18.20 Chemotherapy

[Cengiz Canpolat](#)

18.20-18.40 Radiation oncology treatment

[Evrin Kadriye Tezcanlı](#)

18.40-19.00 Discussion

20.30 - Networking dinner

Venue: Crowne Plaza, Hall Pacific, Vladimira Popovica 10, Belgrade

Hall Executive Boardroom

13.30-14.15

SERBIAN NEUROSURGICAL SOCIETY - EC MEETING

November 2nd - Hall Adriatic

09.00-11.30 IANA session

Moderators: Giovanni Broggi, Ioan Stefan Florian

- 09.00-09.15 Optic pathway Gliomas at pediatric age
[Ioan Stefan Florian](#)
- 09.15-09.30 Unveiling cerebral white matter tracts around cerebral ventricles and their anatomical significance
[Igor Maldonado](#)
- 09.30-09.45 ETV and ETV/CPC for Management of Hydrocephalus in the Spina Bifida Population
[Samer Elbabba](#)
- 09.45-10.00 Management of craniopharyngioma in pediatric patients vs. adults
[Ekkehard Kasper](#)
- 10.00-10.15 Semisitting position in pediatric patients: How we do it
[Joachim Oertel](#)
- 10.15-10.30 Pediatric posterior fossa ependymomas
[Vladimir Benes jr](#)
- 10.30-10.45 Endoscope-assisted versus Endoscope-controlled Approaches for Pineal Region Tumors in Children
[Samer Elbabaa](#)
- 10.45-11.00 Surgery of Dystonia
[Giovanni Broggi](#)
- 11.00-11.30 Cases discussion
- 11.30-12.00 Coffee break

12.00-13.30 IANA Session

Moderators: Mahmood Qureshi, Joachim Oertel, Ekkehard Kasper

- 12.00-12.15 Delving into the depths: exploring brain microvasculature in deep brain regions & its clinical implications
[Igor Maldonado](#)
- 12.15-12.30 Vascular malformation in children
[Ioan Stefan Florian](#)



November 2nd - Hall Adriatic

- 12.30-12.45 Recognizing the anatomical differences of the pediatric patient enhances safety during neurosurgical procedures
[Mahmood Qureshi](#)
- 12.45-13.00 Transition from general neurosurgeon to pediatric neuro-oncological surgeon: Lesson learned
[Vladimir Benes jr](#)
- 13.00-13.15 Management of Chiari malformation in pediatric patients vs.adults
[Ekkehard Kasper](#)
- 13.15-13.30 Endoscopic treatment of craniosynostosis
[Joachim Oertel](#)
- 13.30-14.15 Lunch

17.00-19.00 Parallel session Innovative approaches

Moderators: [Krish Sridhar](#), [Francois Lachanoine](#)

- 17.00-17.15 Applied artificial intelligence decision support system for pediatric neurosurgery
[Nenad Filipovic](#)
- 17.15-17.30 Endoscopic treatment of intracranial arachnoid cysts: Key Insights and surgical strategies
[François Lechanoine](#)
- 17.30-17.45 Advances and innovation in neuroendoscopy
[Bassel Zebian](#)
- 17.45-18.00 Revolutionizing Pediatric Neural Regeneration: The Power of Stem Cells and Biomaterials
[Dusan Maric](#)
- 18.00-18.15 Management of idiopathic intracranial hypertension in children
[Diaa Radwan](#)
- 18.15-18.30 Endoscopic Vs Microsurgical Excision of Colloid Cyst
[Hemant Bhartiya](#)



November 2nd - Hall Adriatic

- 18.30-18.45 Pathophysiology of neural signaling nitric oxide and its pharmaceutical development
[Lee Jia](#)
- 18.45-19.00 Neurosurgical and Neuro Ophthalmology Management of Obstructive Hydrocephalus and Compressive Optic Pathology.
[Maja Kostic & Carolyn Quinsey](#)
- 19.00-19.15 3D printing models – useful tools in cranioplasty and pedicle screw navigation in idiopathic scoliosis surgery
[Vladimir Papic](#)

20.30 - Networking dinner

Venue: Crowne Plaza, Hall Pacific, Vladimira Popovica 10, Belgrade



November 3rd - Exhibition Hall

09.00-11.30 Panel EANS Section of Pediatric Neurosurgery &ESPN Pediatric Neurosurgery - Special topics

Moderators: Gianpiero Tamburrini, Ulrich Thomale

09.00-09.15 Surgical issue in the management of pineal region tumors

[Gianpiero Tamburrini](#)

09.15-09.30 Endoscopic Treatment of Isolated IV Ventricle

[Memet Ozek](#)

09.30-09.45 Iatrogenic nerve lesions in paediatric population

[Christian Heinen](#)

09.45-10.00 Pediatric tumor surgery - how to improve both surgical and post surgical outcome

[Jane Skjøth-Rasmussen](#)

10.00-10.15 Management of pediatric Low grade glioma

[Ulrich-Wilhelm Thomale](#)

10.15-10.30 Multimodal approach for the treatment of hypothalamic hamartomas

[Jose Hinojosa](#)

10.30-10.45 Surgery of lumbosacral lipomas – too much too soon or too little too late?

[Dominic Thompson](#)

10.45-11.10 Round table

11.10-11.30 Modern Treatment of Pediatric Hydrocephalus

[Ulrich-Wilhelm Thomale](#)

11.30-12.00 Coffee break

12.00-14.10 Masterclass - Pediatric neurosurgery in the 21st century

12.00-12.10 Introduction/Overview

[Jeffrey Blount](#)

12.10-12.30 Pediatric Neuro-oncology

[Kristian Aquilina](#)

12.30-12.50 Pediatric Hydrocephalus/Endoscopy

[Nelci Zanon](#)

November 3rd - Exhibition Hall

- 12.50-13.10 Spinal Dysraphism
[Jeffrey Blount/Nelci Zanon](#)
- 13.10-13.30 Pediatric Moyamoya Angiopathy
[Peter Vajkoczy](#)
- 13.30-13.50 Epilepsy and Functional Neurosurgery
[Jeffrey Blount](#)
- 13.50-14.00 Discussion

14.00-14.30 REFRESHMENT

14.30-16.00 Young Neurosurgeons' forum & competition for awards

[Moderators: Kostas Fountas, Djula Djilvesi, Ibrahim Omerhodzic](#)

- 14.30-14.38 Neurosurgical treatment of ruptured pontine cavernous malformations in children- our experiences and controversies
[Ioan-Alexandru Florian](#)
- 14.38-14.46 Experience of using minimally invasive microsurgical decompression (MMD) in patients with degenerative monosegmental lumbar spinal stenosis
[Evgeny Brinyuk](#)
- 14.46-14.54 17-Year-Old Teenage Girl Who Survived Multiple Gunshots to the Head and Body from an AK-47 Rifle in Mass Murder: Case Report
[Drazen Radanovic](#)
- 14.54-15.02 Hydrocephalus Post-Foramen Magnum Decompression: A Paediatric Case Study of Complications and Recovery
[Vivek Nagappa](#)
- 15.02-15.10 Pleuropulmonary Blastoma (PPB) with Central Nervous System Metastasis: Case Report
[Dusan Petrovic](#)
- 15.10-15.18 Lessons learnt in doing endoscopic third ventriculostomy in children
[Kurella Naga Shraavan Kumar](#)
- 15.18-15.26 Endoscopic surgery for basal encephaloceles in children
[Nadezhda Chernikova](#)
- 15.26-15.34 Ruptured Sylvian arachnoid cyst in children
[Aleksey Volkov](#)



November 3rd - Exhibition Hall

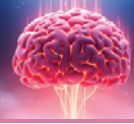
- 15.34-15.42 Surgical management of cerebellar peduncular tumors in pediatric population: challenges and pitfalls. Report of 12 cases.
[Agne Andriuskeviciute](#)
- 15.42-15.50 Dandy-Walker syndrome- case report
[Nikola Stojanovic](#)
- 15.50-16.00 Discussion
- 16.00-16.30 Closing and award ceremony

November 3rd - Hall Mediterranean

09.00-11.30 Parallel session - Neuro-oncology

Moderators: Kostas Fountas, Bruno Splavski

- 09.00-09.15 Lobectomy in the management of Glioblastoma
[Kostas Fountas](#)
- 09.15-09.30 Pediatric Brain stem Lesions - Approaches
[Krish Sridhar](#)
- 09.30-09.45 Neonatal brain tumors
[Aleksandr Kim](#)
- 09.45-10.00 A personalised treatment of pediatric posterior fossa ependymomas
[Martin Smrcka](#)
- 10.00-10.15 Role of methylation in pediatric brain glioma
[Ibrahim Omerhodzic](#)
- 10.15-10.30 Surgical treatment of pediatric tumors of pineal region
[Rosanda Ilic](#)
- 10.30-10.45 Surgical treatment of low-grade epilepsy-associated neuroepithelial tumors (LEAT) in children
[Ivan Bogdanovic](#)
- 10.45-11.00 DPG (Duplication of the Pituitary Gland) - Plus Syndrome: A Case Report Emphasizing Clinical Features, Management Considerations and Review of the Literature
[Marina Milic](#)
- 11.00-11.15 Endoscopic third ventriculostomy and cauterization of choroid plexus – indications and some technical considerations
[Bojana Rankov Petrovic](#)
- 11.15-11.30 Discussion
- 11.30-12.00 Coffee break



November 3rd - Hall Mediterranean

14.30-16.00 FREE TOPICS - Neurotrauma & PNS

Moderators: Zlatko Kolic, Andrija Savic

- 14.30-14.40 Peripheral Nerve Sheath Tumors in Neurofibromatosis Type 1
[Andrija Savic](#)
- 14.40-14.46 Newborn head trauma versus physiological head trauma
[Zlatko Kolic](#)
- 14.46-14.52 Gunshot Brain Injury – The Lost Race?
[Milan Spaic](#)
- 14.52-14.58 Outcome of surgically treated acute epidural hematoma, 32 months prospective observational study
[Biruk Kebede](#)
- 14.58-15.04 Decompressive Craniectomy Complicated by an Epidural Hematoma: A Case Report
[Ghassen Gader](#)
- 15.04-15.10 Head trauma in a child with Struge-Weber Syndrome overlapping Klippel-Trenaunay syndrome
[Aleksandar Kostic](#)
- 15.10-15.16 Radiological examination in children with minor head injury – Dilemma based on a case report
[Hristina Jovic](#)
- 15.16-15.22 Epidemiology of Paediatric Head Injuries in Government General Hospital, Kakinada, Andhra Pradesh
[Kodali Sandhya](#)
- 15.22-15.28 A Case of Chronic Subdural Hematoma: A Rare Complication of Traumatic Brain Injury in Pediatric Patient with Favorable Outcome Following Minimally Invasive Surgery
[Salko Zahirovic](#)
- 15.28-15.34 Clinical and research Institute of Emergency Pediatric Surgery and Trauma, Moscow, Russia
[Zhanna Semenova](#)
- 15.34-15.40 Intracranial penetrating trauma in a patient with a previously embolized aneurysm.
[Marko Todorovic](#)



November **3rd** - **Hall Mediterranean**

- 15.40-15.46 Atlanto-occipital dislocation - a case report of an 8-year-old child injured in motor vehicle accident
[Marko Kovacevic](#)
- 15.46-15.52 Non-traumatic bilateral periorbital hematoma in a seven-year-old child: A Case Report and the importance of differential diagnostics
[Aleksandar Markovic](#)
- 15.52-16.00 Discussion



November 3rd - Hall Adriatic

09.00-11.30 Parallel session Neuroanesthesia

Moderators [Tijana Nastasovic](#), [Sasa Knezevic](#)

09.00-09.15 Children Neuroanaesthesia Basics

[Milos Kaludjerovic](#)

09.15-09.30 Airway challenges in pediatric neurosurgical patients

[Renata Curic Radivojevic](#)

09.30-09.45 Respiratory infections in children and anesthesia in neurosurgery

[Sasa Knezevic](#)

09.45-10.00 Intraoperative facial nerve monitoring: could it be life-threatening?

[Tjasa Ivosevic](#)

10.00-10.15 Analgesia in pediatric craniotomy patients

[Igor Lazic](#)

10.15-10.30 Sitting position for neurosurgical interventions in pediatric patients

[Marija Rakonjac](#)

10.30-10.45 Anesthesia for posterior cranial fossa surgery in children

[Danka Bakovic](#)

10.45-11.00 Traumatic brain injury in children and adolescents: experiences at PICU in Split, Croatia

[Branka Polic](#)

11.00-11.15 Management of Pediatric Traumatic Brain Injury

[Aleksandra Gavrilovska](#)

11.15-11.30 Neurophysiological monitoring for neurosurgical interventions in pediatric patients

[Tijana Nastasovic](#)

11.30-12.00 Coffee break

November 3rd - Hall Adriatic

14.30-16.00 FREE TOPICS - Neurooncology

Moderators: Bahattin Tanrikulu, Vesna Nikolov

- 14.30-14.40 Clinical Outcomes of Pediatric Clival Chordomas: A Retrospective Analysis
[Bahattin Tanrikulu](#)
- 14.40-14.46 Audit and breakthrough into classification, treatment, and prognosis of pediatric embryonal brain tumors: the era of molecular targeted therapy
[Fahrudin Alic](#)
- 14.46-14.52 Pediatric Glioblastoma: Surgical Series Study of 18 Cases
[Ghassen Gader](#)
- 14.52-14.58 Congenital glioblastoma Study of a rare pathological entity
[Ghassen Gader](#)
- 14.58-15.04 Pediatric glioblastoma: A surgical series of thirty-five patients
[Khalil Ayadi](#)
- 15.04-15.10 Pediatric pilocytic astrocytomas of the posterior fossa: study of a surgical series of 28 cases
[Ghassen Gader](#)
- 15.10-15.16 Clinical characteristics and parameters reliable as predictors of the need for the VP shunt placement and their relation to the treatment outcome
[Aleksandra Nedeljkovic](#)
- 15.16-15.22 A rare cerebellar metastasis in a young girl
[Khalil Ayadi](#)
- 15.22-15.28 Diffuse Leptomeningeal Glioneuronal Tumor Presenting with Hydrocephalus in a Pediatric Population: A Case Report
[Jelena Kovacevic](#)
- 15.28-15.34 Hydatic cyst of the posterior fossa: a case report
[Khalil Ayadi](#)
- 15.34-15.40 Intracellular Chordoma : A difficult preoperative diagnosis
[Ghassen Gader](#)
- 15.40-15.46 Neurosurgical management of eosinophilic granulomas in pediatric patients: analysis of a single-center experience and review of the literature
[Jovan Ilic](#)



November 3rd - Hall Adriatic

- 15.46-15.54 Calcifying pseudoneoplasms of the neuraxis (CAPNON), A case report and review of literature
[Ata Mahdkhah](#)
- 15.54-16.00 Multidisciplinary Approach to Pineal Region Tumors in Pediatric Population
[Mehmet Dođukan Tozcu](#)

November **3rd** - **Hall Baltic**

09.00-10.00 FREE TOPICS - Spinal disorders

Moderators: Danilo Radulovic, Nebojsa Stojanovic

- 09:00-09:06 NeuroReach – Making Surgery in Neurosurgery Accessible - An Intradural Spinal Catheter Device
[Uri Hadelsberg](#)
- 09:06-09:12 Preoperative planning with 3D prototyping in the surgical treatment of congenital spinal deformities
[Ivan Domrachev](#)
- 09:12-09:18 The Epidural Fibrosis Complicating Lumbar Disc Herniation Surgery via Intermylomellar Approach: Prognostic Study and Identification of Risk Factors
[Ghassen Gader](#)
- 09:18-09:24 Two-stage surgical treatment of patients with caudal regression syndrome and spinal deformity
[Ivan Domrachev](#)
- 09:24-09:30 Application of intraoperative spiral computed tomography and modern navigation in spine surgery
[Evgeny Brinyuk](#)
- 09:30-09:36 Comparison of Outcomes of Early and Late Surgical Interventions in Lipomeningomyelocele (LMMC) and Lipomeningocele (LMC)
[Shahzeb Aahmad](#)
- 09:36-09:42 Spinal Cord Perfusion Pressure after Traumatic Spinal Cord Injury, a new perspective
[Ata Makdkah](#)
- 09:42-09:48 Spinal Arachnoid Cyst - Paradigm of its Etiopathogenesis and its role in management in a Tertiary Care Center
[Kodali Sandhya](#)
- 09:48-09:54 The effect of oral Clonidine in reduction of post-operative pain in disc surgery
[Ata Mahdkah](#)



November 3rd - Hall Baltic

10.00-11.30 FREE TOPICS – Miscellaneous

Moderators: Jagos Golubovic, Manas Panigrahi

- 10:00-10:06 Experience with Invasive EEG Recording Using Subdural Grid Electrodes in Pediatric Drug-Resistant Epilepsy Cases
[Bahattin Tanrikulu](#)
- 10:06-10:12 The presentation, treatment, and prognosis of patients with spinal dysraphism following surgery in tertiary care center
[Sajag Kumar Gupta](#)
- 10:12-10:18 Referred Shoulder Pain Due to the Positioning of the Ventriculoperitoneal Shunt: A Case Report and Literature Review of an Unusual Complication
[Yousef Odeibat](#)
- 10:18-10:24 Professor Vojislav Subotić, the first pediatric neurosurgeon in Serbia
[Vuk Aleksic](#)
- 10:24-10:30 Effectiveness of Lumbar Drainage in Pediatric Pseudotumor Cerebri: A Retrospective Study
[Bahattin Tanrikulu](#)
- 10:30-10:36 AI generated – Pin less Navigation for localizing brain tumors using Augmented Reality
[Naga Shravan Kumar Kurella](#)
- 10:36-10:42 Endoscopic Management of Isolated Fourth Ventricle Hydrocephalus: A Retrospective Analysis of 44 Cases
[Bahattin Tanrikulu](#)
- 10:42-10:48 First results of the pilot project “Following intensive neurorehabilitation for patients after severe brain injury” (NINR)
[Marcela Grünerova Lippertova](#)
- 10:48-10:54 Reconstruction of Skull Base in Craniofacial Clefts surgery
[Sayedali Ahmadi](#)
- 10:54-11:00 Surgical correction of scaphocephaly: a comparison of the morphological results in endoscopy and reconstruction groups
[Leonid Satanin](#)
- 11:00-11:06 Hemispherotomy in the treatment of drug-resistant epilepsy in children
[Sergei Kim](#)
- 11:06-11:12 Long-term outcome of surgery in children with drug resistant epilepsy and focal cortical dysplasia.
[Dasaradhi Chintalapati](#)

November 3rd - Hall Baltic

- 11:12-11:18 The Efficacy of Topical Vancomycin in Patients Went for Craniotomy to Reduce the Risk of Surgical Site Infection: A Systematic Review and Meta-Analysis
[Abdulrahman Alotaibi](#)
- 11:18-11:24 Perioperative parental anxiety in neurosurgery
[Aleksa Micic](#)
- 11:24-11:30 Surgical Management of Hydranencephaly: Case series and preference of Kocher's Point
[James Lubuulwa](#)

14.30-16.00 FREE TOPICS – Miscellaneous

Moderators: [Vojin Kovacevic](#), [Vladimir Rendevski](#)

- 14.30-14.40 Endoscopic management of lateral ventricular arachnoid cyst
[Manas Panigrahi](#)
- 14.40-14.46 Ventriculoatrial shunt placement in a 10-year-old child with previous V-P shunt and peritonitis. Case report
[Vladimir Rendevski](#)
- 14.42-14.48 Overdrainage syndrome presented with bilateral CSDH in 5-year-old child after ventriculoperitoneal shunt placement. Case report
[Blagoj Shuntov](#)
- 14.48-14.54 Differentiated method in surgical revascularization of the brain for the treatment of pediatric patients with moyamoya angiopathy
[Konstantin Ovsianikov](#)
- 14.54-15.00 Thoracic ganglioneuroma with spinal canal infiltration in patient Presenting as Acute Paraplegia. Case report
[Paylak Sujyan](#)
- 15.00-15.06 Nuances of Ventriculoperitoneal Shunt Placement and Shunt Revisions
[Paylak Sujyan](#)
- 15.06-15.12 Management and Complications of Spinal Intradural Intramedullary Mature Cystic Teratoma: A Case Study
[Lusine Avagyan](#)
- 15.12-15.18 Efficacy of syring shunting for management of Chiari malformation type I in the paediatric population
[Abeeran Ranjan](#)



November 3rd - Hall Baltic

- 15.18-15.24 Multiple intracranial oncotic aneurysms following atrial Myxoma resection in a patient with Carney complex
[Alperen Kaya](#)
- 15.24-15.30 A retrospective study of encephalocele management: Institutional experience
[Sajag Kumar Gupta](#)
- 15.30-15.36 Convexity arachnoid cyst - A rare complication of ventriculo peritoneal shunt in pediatric patient
[Dasaradhi Chintalapati](#)
- 15.36-15.42 Endovascular treatment results in pediatric Spetzler–Martin Grades I–IV intracranial arteriovenous malformations
[Nese Keser](#)
- 15.42-15.48 Usual and unusual VP shunt complications
[Miroslav Fimic](#)
- 15.48-15.54 Transitioning from adult to pediatric neurosurgery – resident’s point of view
[Veljko Pantelic](#)
- 15.54-16.00 Discussion and closing